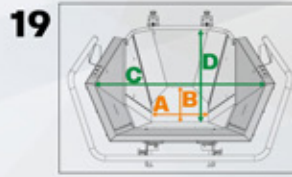

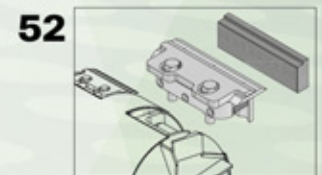
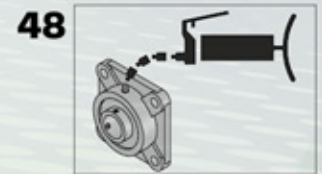
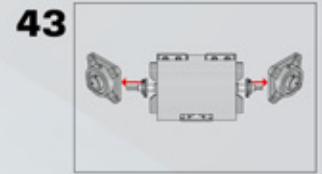
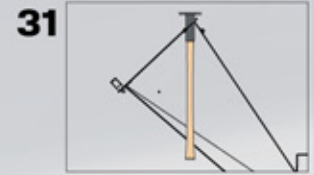
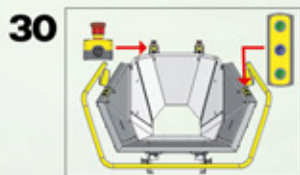
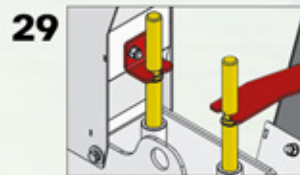


* Il dato è sensibile al tipo di materiale lavorato, dallo stato di usura delle lame e dalle capacità dell'operatore.

* The data changes according to the kind of material being processed, the state of wear of the blades and the ability of the user.



A - B
420 x 110 mm
C - D
590 x 580 mm



H: 1870 mm **Peso / Weight**
L: 2355 mm **KG 570**
P: 845 mm