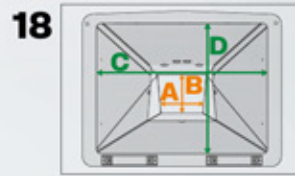
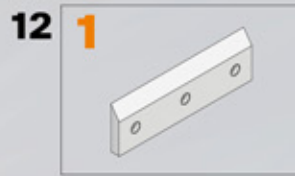
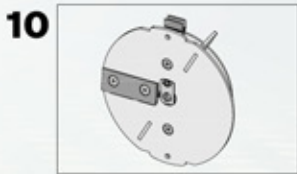




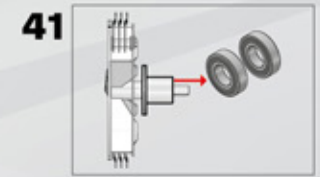
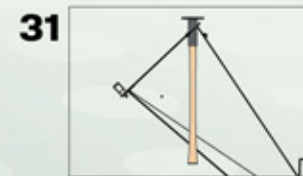
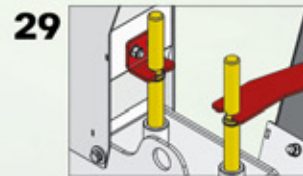
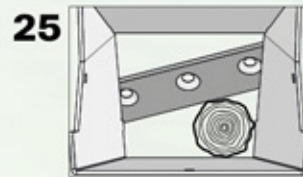



* Il dato è sensibile al tipo di materiale lavorato, dallo stato di usura delle lame e dalle capacità dell'operatore.

* The data changes according to the kind of material being processed, the state of wear of the blades and the ability of the user.



A - B
100 x 145 mm
C - D
440 x 355 mm



H: 1300 mm
L: 1200 mm
P: 880 mm

Peso / Weight
KG 82,5