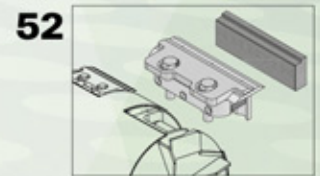
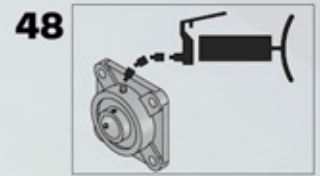
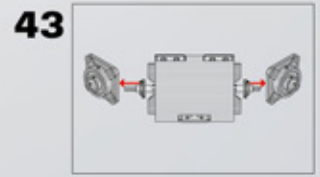
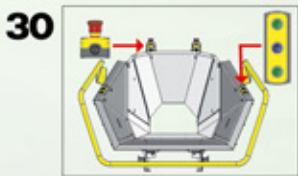
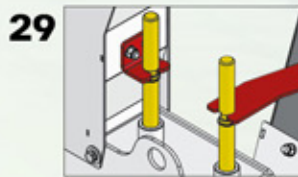
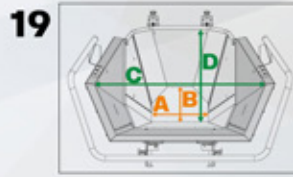



* Il dato è sensibile al tipo di materiale lavorato, dallo stato di usura delle lame e dalle capacità dell'operatore.

* The data changes according to the kind of material being processed, the state of wear of the blades and the ability of the user.



H: 1870 mm Peso / Weight
L: 2355 mm KG 620
P: 845 mm



HONDA GP160
HP 4.8 1-CYLINDER

